

## HSBC Global Investment Funds

# ASIA EX JAPAN EQUITY SMALLER COMPANIES

Marketing communication | Monthly report 30 April 2025 | Share class AC



### Investment objective

The Fund aims to provide long term capital growth by investing in a portfolio of smaller company shares of Asia (excluding Japan), while promoting environmental, social and governance (ESG) characteristics. The Fund qualifies under Article 8 of SFDR.



### Investment strategy

The Fund is actively managed.

In normal market conditions, the Fund will invest at least 90% of its assets in shares of companies that are based in Asia (excluding Japan), including both developed markets and emerging markets.

The Fund will invest at least 70% in smaller sized companies.

The Fund includes the identification and analysis of a company's ESG Credentials as an integral part of the investment decision making process to help assess risks and potential returns. Companies and/or issuers considered for inclusion within the Fund's portfolio will be subject to excluded activities in accordance with HSBC Asset Management's Responsible Investment Policies.

The Fund may invest up to 50% in China A and China B-shares, up to 10% in other funds, may invest in bank deposits and money market instruments for treasury purposes and up to 15% in Real Estate Investment Trusts.

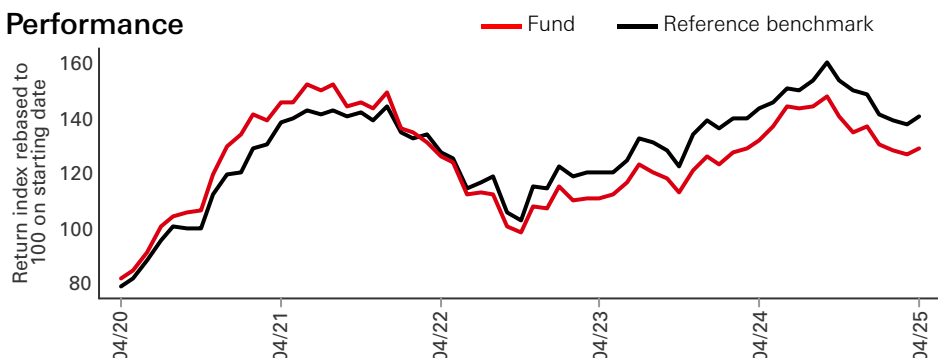
See the Prospectus for a full description of the investment objectives and derivative usage.



### Main risks

- The Fund's unit value can go up as well as down, and any capital invested in the Fund may be at risk.
- The value of investible securities can change over time due to a wide variety of factors, including but not limited to: political and economic news, government policy, changes in demographics, cultures and populations, natural or human-caused disasters etc.
- The Fund may invest in Emerging Markets, these markets are less established, and often more volatile, than developed markets and involve higher risks, particularly market, liquidity and currency risks.

### Performance



### Share Class Details

#### Key metrics

NAV per Share	<b>USD 82.25</b>
Performance 1 month	<b>1.61%</b>
Volatility 3 years	<b>14.74%</b>

#### Fund facts

UCITS V compliant	<b>Yes</b>
Dividend treatment	<b>Accumulating</b>
Dividend ex-date	<b>25 November 1999</b>
Last Paid Dividend	<b>0.023860</b>
Dealing frequency	<b>Daily</b>
Valuation Time	<b>17:00 Luxembourg</b>
Share Class Base Currency	<b>USD</b>
Domicile	<b>Luxembourg</b>
Inception date	<b>9 March 2004</b>
Fund Size	<b>USD 269,259,635</b>
Reference benchmark	<b>100% MSCI AC Asia ex Japan Small Cap</b>
Managers	<b>Elina Fung Alex Kwan</b>

#### Fees and expenses

Minimum Initial Investment	<b>USD 5,000</b>
Ongoing Charge Figure <sup>1</sup>	<b>1.846%</b>
Management fee	<b>1.500%</b>

#### Codes

ISIN	<b>LU0164939612</b>
Bloomberg ticker	<b>HSBASAC LX</b>

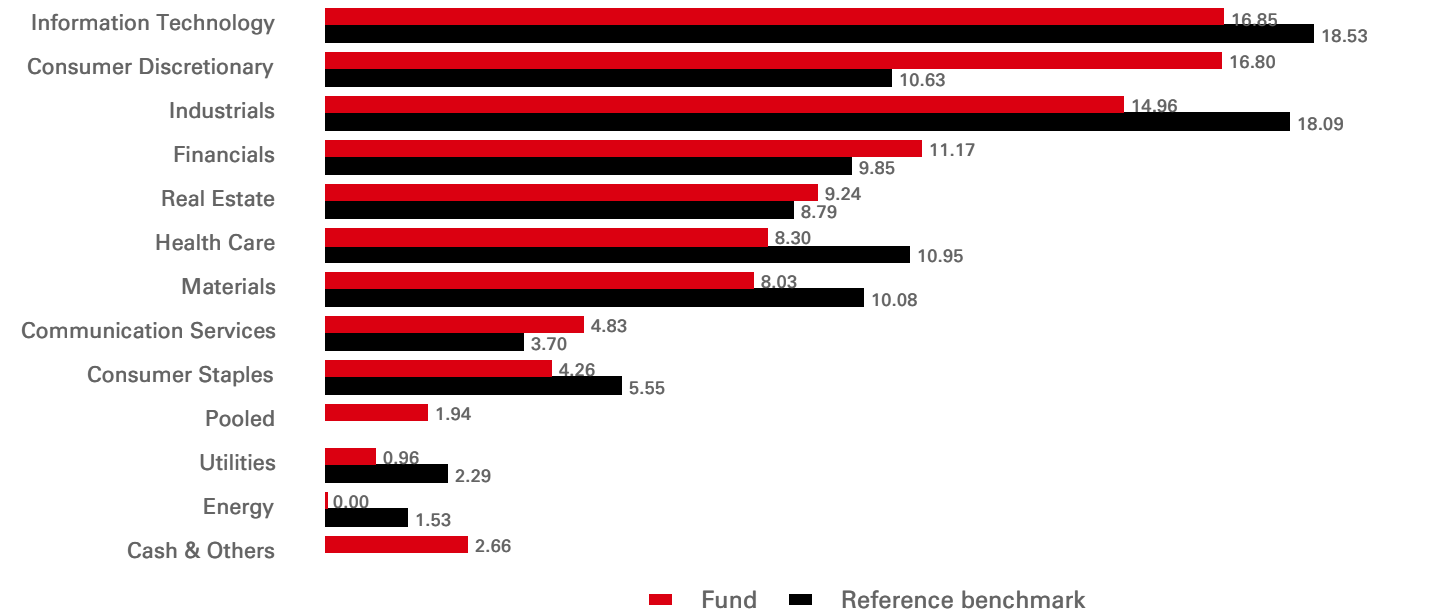
<sup>1</sup>Ongoing Charges Figure is based on expenses over a year. The figure includes annual management charge but not the transaction costs. Such figures may vary from time to time.

Performance (%)	YTD	1 month	3 months	6 months	1 year	3 years ann	5 years ann
AC	-5.89	1.61	-1.49	-8.20	-2.56	0.65	9.57
Reference benchmark	-5.26	2.08	-0.27	-8.14	-2.05	3.29	12.31

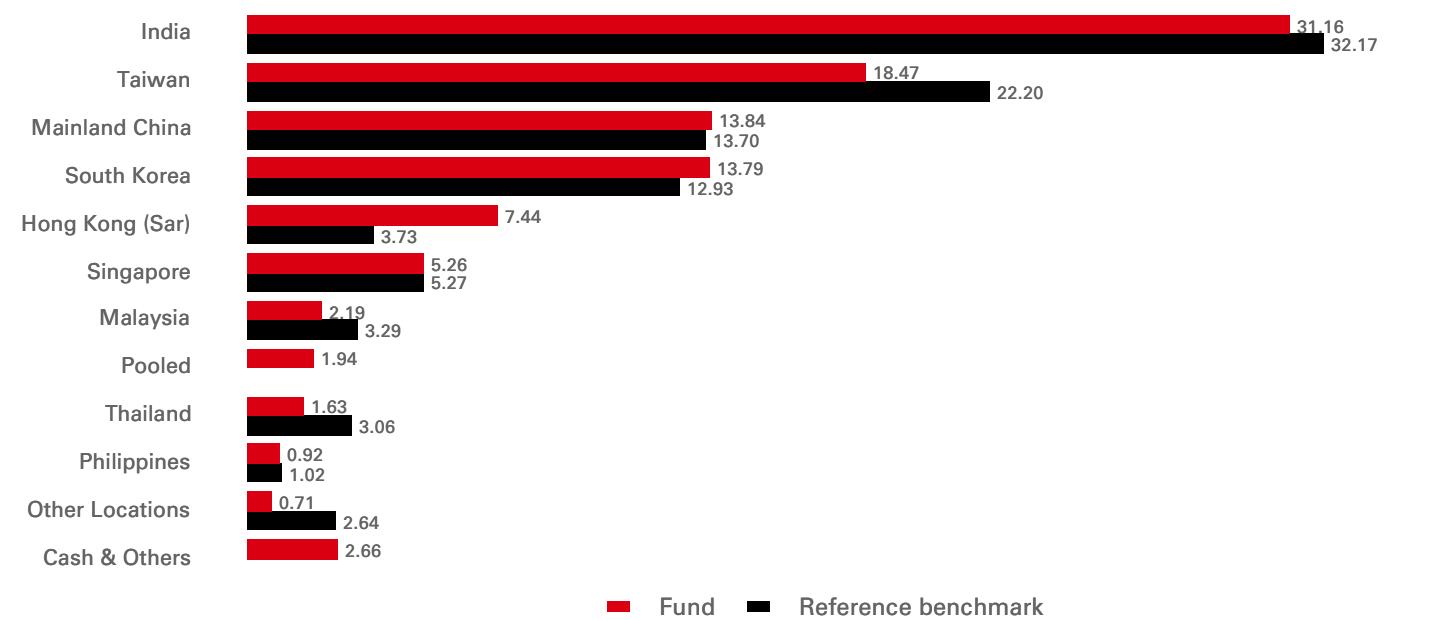
Rolling Performance (%)	30/04/24-30/04/25	30/04/23-30/04/24	30/04/22-30/04/23	30/04/21-30/04/22	30/04/20-30/04/21
AC	-2.56	19.66	-12.55	-13.20	78.47
Reference benchmark	-2.05	19.87	-6.14	-7.40	75.07

Equity characteristics	Fund	Reference benchmark	3-Year Risk Measures	AC	Reference benchmark
No. of holdings ex cash	91	1,632	Volatility	14.74%	15.56%
Average Market Cap (USD Mil)	6,495	2,129	Information ratio	-0.64	--
			Beta	0.91	--

Sector Allocation (%)



Geographical Allocation (%)



Top 10 Holdings	Location	Sector	Weight (%)
STELLA HOLDINGS	Hong Kong (SAR)	Consumer Discretionary	2.34
Poya International Co Ltd	Taiwan	Consumer Discretionary	2.11
KB Financial Group Inc	South Korea	Financials	2.09
CapitaLand Integrated Commerci	Singapore	Real Estate	2.00
Primax Electronics Ltd	Taiwan	Information Technology	2.00
Lendlease Global Commercial RE	Singapore	Real Estate	1.89
KEI Industries Ltd	India	Industrials	1.79
Classys Inc	South Korea	Health Care	1.78
DB Insurance Co Ltd	South Korea	Financials	1.78
Hitachi Energy India Ltd	India	Industrials	1.75

## Risk Disclosure

- Investment Leverage occurs when the economic exposure is greater than the amount invested, such as when derivatives are used. A Fund that employs leverage may experience greater gains and/or losses due to the amplification effect from a movement in the price of the reference source.
- Where overseas investments are held the rate of currency exchange may cause the value of such investments to go down as well as up.
- Further information on the potential risks can be found in the Key Investor Information Document (KID) and/or the Prospectus or Offering Memorandum.

## Index Disclaimer

Source: MSCI. The MSCI information may only be used for your internal use, may not be reproduced or disseminated in any form and may not be used as a basis for or a component of any financial instruments or products or indices. None of the MSCI information is intended to constitute investment advice or a recommendation to make (or refrain from making) any kind of investment decision and may not be relied on as such. Historical data and analysis should not be taken as an indication or guarantee of any future performance analysis, forecast or prediction. The MSCI information is provided on an “as is” basis and the user of this information assumes the entire risk of any use made of this information. MSCI, each of its affiliates and each other person involved in or related to compiling, computing or creating any MSCI information (collectively, the “MSCI Parties”) expressly disclaims all warranties (including, without limitation, any warranties of originality, accuracy, completeness, timeliness, non-infringement, merchantability and fitness for a particular purpose) with respect to this information. Without limiting any of the foregoing, in no event shall any MSCI Party have any liability for any direct, indirect, special, incidental, punitive, consequential (including, without limitation, lost profits) or any other damages. (www.msci.com)

## Important Information

HSBC Global Asset Management (Bermuda) Limited (“AMBM”) of 37 Front Street, Hamilton, Bermuda, is a wholly owned subsidiary of HSBC Bank Bermuda Limited (the “Bank”). AMBM and the Bank are licensed to conduct investment business by the Bermuda Monetary Authority. Funds managed by AMBM are offered by Prospectus only in those jurisdictions where they are permitted by law. Persons are required to inform themselves and observe any relevant restrictions. AMBM makes no representation as to the suitability of the funds for investors. Investors should be aware that performance returns are affected by market fluctuations. Investing entails risks, including possible loss of principal. Past performance is no guarantee of future performance. Investors should note that the use of derivatives and investments involving a currency other than their own will create foreign exchange exposure, which involves special risks. It is the aim of the Company to preserve capital and, where applicable, to maintain a stable net asset value per share; these aims are not guaranteed. Additionally, investors should consider their investment objectives, whether or not they can assume these risks and should undertake their own appropriate professional advice. Expressions of opinion contained herein are subject to change without notice. For investors investing via a nominee service provider, the nominee service provider will process the transaction and route all settlement proceeds to you, which may extend the settlement period. Please contact your investment advisor/introducing agent, or in the absence of those the nominee provider directly, to confirm the settlement period. Issued by HSBC Global Asset Management (Bermuda) Limited Licensed to conduct investment business by the Bermuda Monetary Authority © Copyright HSBC Global Asset Management (Bermuda) Limited 2025. All Rights Reserved. Further information can be found in the prospectus.

**Source: HSBC Asset Management, data as at 30 April 2025**

Follow us on:



HSBC Asset Management (Bermuda)  
Limited Telephone: +441 299 6644  
Email: [asset.management@hsbc.bm](mailto:asset.management@hsbc.bm)  
Website: [assetmanagement.hsbc.bm](http://assetmanagement.hsbc.bm)

### Glossary



[www.assetmanagement.hsbc.co.uk/api/v1/download/document/lu0165289439/gb/en/glossary](http://www.assetmanagement.hsbc.co.uk/api/v1/download/document/lu0165289439/gb/en/glossary)